





Categories of Timber				Key Words		
Type	Description	Example				
1	Hardwoods	<ul style="list-style-type: none"> •Come from deciduous trees [lose their leaves in winter] •Usually grow in warmer climates [South America and Asia] •Grow slowly [80years+] to maturity •Are more expensive than softwoods. •Are more difficult to sustain than softwoods. 	B - Balsa A - Ash D - Deciduous H - Hardwood O - Oak T - Teak E - Expensive L - Loses leaves	Cams	A mechanism that changes rotary input movement into a reciprocating or oscillating output movement	
				Chain and Sprocket	A sprocket is a profiled wheel with teeth, or cogs, that mesh with a chain , track or other perforated or indented material.	
2	Softwoods	<ul style="list-style-type: none"> •Come from coniferous [evergreen] trees with needle-like leaves. •Usually grow in colder climates [Scandinavia, Northern Europe]. •Are easier to sustain than hardwoods. •Are less expensive than hardwoods. 	P - Pine I - Indicates N - Needles C - Cedar E - Evergreen R - Redwood S - Softwood	Gear	A toothed wheel that works with others to alter the relation between the speed of a driving mechanism (such as the engine of a vehicle) and the speed of the driven parts (the wheels).	
				Lever	The simplest form of mechanism. There are 3 classes (1st, 2nd & 3rd) F L E 1st = crow bar 2nd = wheelbarrow 3rd = tweezer	
3	Manufactured Boards	Are made from waste materials bonded together. <ul style="list-style-type: none"> •Come in sheet form [usually 1.2m x 2.4m] •Are very stable and have a uniform thickness. •Can be covered with a layer of veneer. 	S- Squashed L- Layers I- Industrial M- Manmade	C- Chipboard H- Hardboard I- Inexpensive M- MDF P - Plywood	Linkages	A collection of levers joined together to amplify or transfer the direction of motion
					Mechanism	A mechanical device to transform or change the direction of movement and force.
					Perpendicular	An angle of 90° to a given line or surface
					Pulley	a wheel with a grooved rim around which a cord or belt passes, which acts to change the direction of a force applied to the cord/belt.
					Standard Component	Usually an individual part or component, manufactured in thousands or millions, to the same specification (such as size, weight) e.g. a bolt or screw.
					Quality Control	A system of maintaining standards in manufactured products by testing a sample of the product against the specification or criteria
					Template	A shape to be used to draw around accurately
					Waste line	A line to cut to, just outside the line of the final shape
					Tolerance	The amount a component or part can be above or below the required size

Command Words

1	Define	State or describe exactly the nature, scope, or meaning of something / establish the character of something; mark out the boundary or limits of something
2	Summarise	Give a brief statement of the main points of something.
3	Suggest	Used with another command word, e.g. Suggest an explanation. Suggest tells you that you need to apply your knowledge to a new situation, and in this case to give a possible explanation
4	Which	Asking for information specifying one or more people or things from a definite set.
5	Why	Giving a reason or explanation to support the answer of the question.
6	Interpret	Ascribe meaning.
7	Evaluate	Look at the information in the question and bring it together to make a decision and come to a conclusion with evidence from the question. You may be asked to give a personal response.

Types of Motion			Cams and Followers		
			Type	Description	
Linear		In a straight line in one direction	1	Eccentric	A circular cam with an off center hole
Reciprocating		Repetitive back and forth or up and down in a straight lines.	2	Pear	A pear shaped cam
Rotary		Following a circular path around a fixed point	3	Snail	A cam that looks like a snail shell
Oscillating		Swinging left/right or up/down from a fixed pint	4	Follower	The dowel or rod that moves up and down as the cam rotates