








Printing Cutting Methods		
Type	Description	Example
Die Cutting	A die cutter cuts, scores or perforates lines in card to make packaging nets. It uses hardened steel blades, a bit like a cookie cutter. Sharp blades = cut. Blunt blades = score. Serrated blades = perforate	To cut net shapes for packaging
Laser Cutting	<ul style="list-style-type: none"> A 2D design is created using CAD software. This design is then sent to the laser cutter and the settings are adjusted depending on the material being cut. The machine operator focusses the lens to the surface of the material. A laser beam is emitted from the laser tube. The laser beam is reflected through a series of mirrors until finally the laser is focussed through a lens in the machine head and onto the material 	In school-nets for packaging from folding box board
Lithography	In this high quality printing process the image is etched onto a flat printing plate which is then rolled onto a cylinder. Access ink is removed using the a blanket cylinder before the image is printed onto paper/card. It works on the principle that oil (ink) and water do not mix	Printing magazines and packaging

Board Types	Properties	Example products
Corrugated Card	<ul style="list-style-type: none"> Impact resistant Made from recycled materials Strong, durable and light weight Cheap to buy 	<ul style="list-style-type: none"> Pizza boxes Outer packaging and boxes
Solid White Board	<ul style="list-style-type: none"> Made from virgin materials Expensive to buy Good surface to print on Durable and light weight 	High quality packaging such as: <ul style="list-style-type: none"> Cosmetic packaging Some book covers High quality, stiff chocolate boxes
Folding Box Board or Duplex Board	<ul style="list-style-type: none"> Good surface to print on Reasonable inexpensive to buy Made from 2 layer [one recycled, one virgin material Light weight 	Food packaging such as: <ul style="list-style-type: none"> Breakfast cereals Chocolate packaging Fast food packaging E.g. burger boxes

Command Words		
1	Define	State or describe exactly the nature, scope, or meaning of something / establish the character of something; mark out the boundary or limits of something
2	Summarise	Give a brief statement of the main points of something.
3	Suggest	Used with another command word, e.g. Suggest an explanation. Suggest tells you that you need to apply your knowledge to a new situation, and in this case to give a possible explanation
4	Which	Asking for information specifying one or more people or things from a definite set.
5	Why	Giving a reason or explanation to support the answer of the question.
6	Interpret	Understand meaning.
7	Evaluate	Look at the information in the question and bring it together to make a decision and come to a conclusion with evidence from the question. You may be asked to give a personal response.

Key Words		
1	Net	The shape of a box in 2D
2	Criteria	A list of points your product must meet
3	Prototype	A test model of a design
6	Replica	A copy of something
7	Brand	A company name or make
8	Graphic Designer	Someone who combines words, symbols, and images to create a visual representation of ideas and or messages for posters, packaging etc.
9	Typography	The style, arrangement, and appearance of the letters, numbers, and symbols

Symbols				
	Name	Symbol	Name	Symbol
1	Tidyman Keep Britain Tidy		5 Green Dot The company pays towards the recycling of waste materials produced in it's factories	
2	Gluten Free Contains no gluten/wheat		6 'Mobius Loop' / Recycling This product can be recycled	
3	Fairtrade Farmers paid fair wages for work/products		7 Vegetarian Symbol Suitable for vegetarians	
4	Estimate The estimated weight or volume of a product		8 Forest Stewardship Council Organisation who make sure forests are grown sustainably and protected	